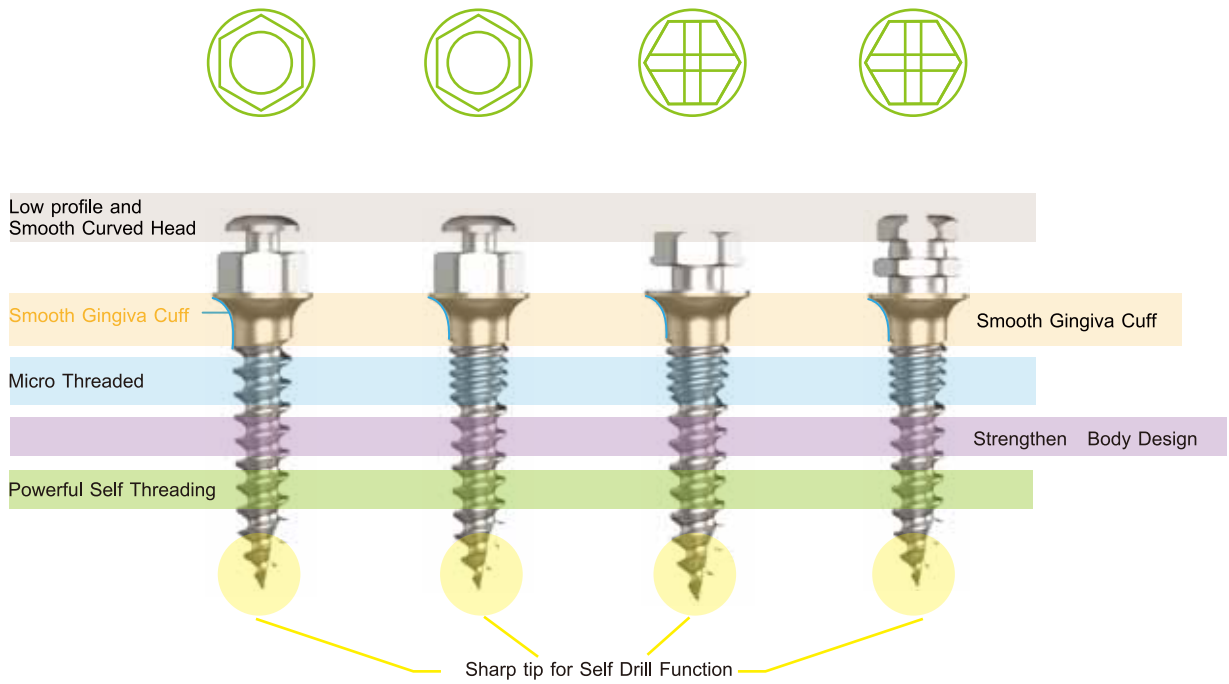


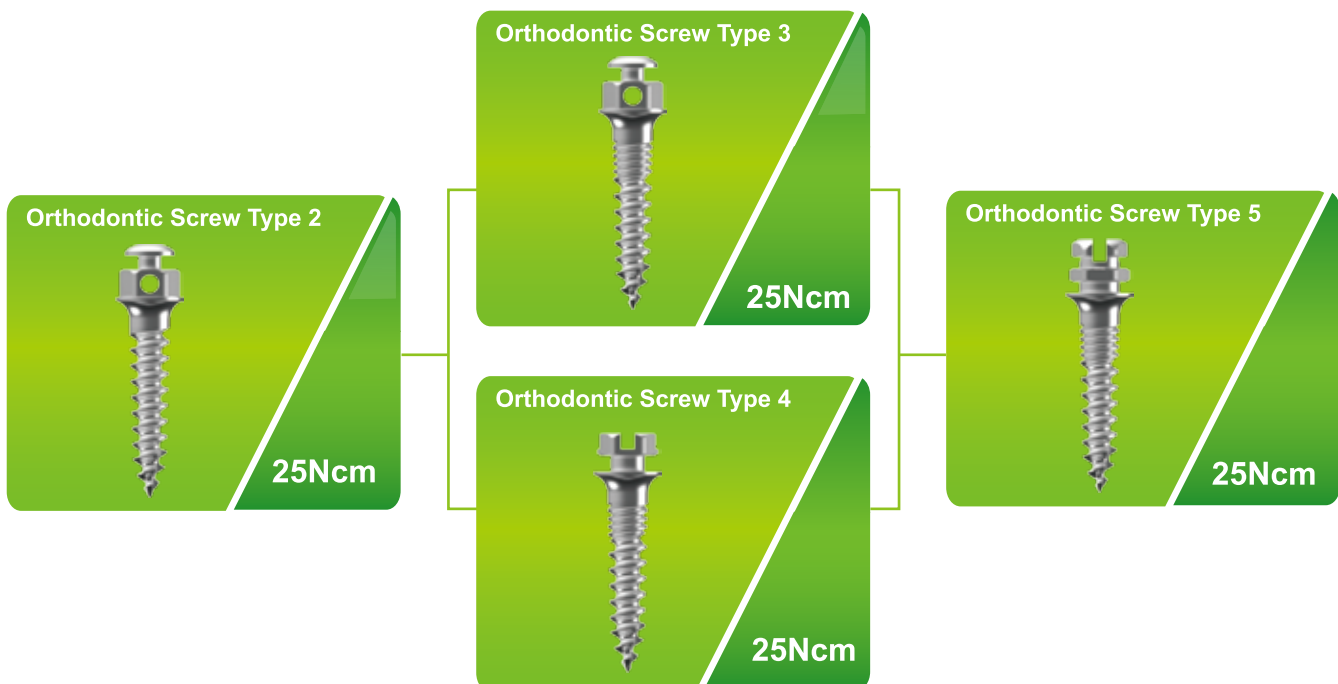


# Orthodontic Screw

- Design of head part, which has various connecting structure
- Screw does not break when implanting or removing
- Initial fixation force is great to maintain a constant traction during the period of operational surgery

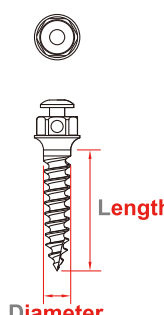


## • Flow Chart For Orthodontic Screw System



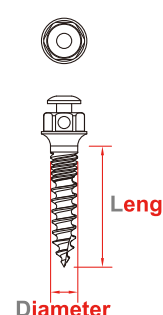
## Orthodontic Screw Type2

- Good Initial Stability
- Self-tapping and auto drill insertion
- Good Strength
- The screws can usually be loaded immediately after insertion
- Screw torque : 5~10 Ncm



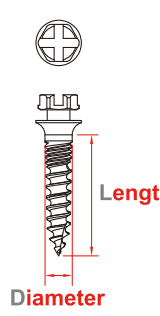
Diameter	Length	REF
Ø 1.2	6mm	KJ-T1206
	8mm	KJ-T1208
	10mm	KJ-T1210
	12mm	KJ-T1212
Ø 1.4	6mm	KJ-T1406
	8mm	KJ-T1408
	10mm	KJ-T1410
	12mm	KJ-T1412
Ø 1.5	6mm	KJ-T1506
	8mm	KJ-T1508
	10mm	KJ-T1510
	12mm	KJ-T1512
Ø 1.6	6mm	KJ-T1606
	8mm	KJ-T1608
	10mm	KJ-T1610
	12mm	KJ-T1612
	14mm	KJ-T1614
	16mm	KJ-T1616

## Orthodontic Screw Type3



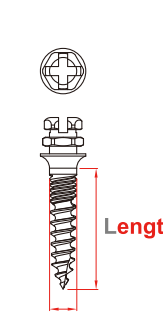
Diameter	Length	REF
Ø 1.2	6mm	MSS-1206
	7mm	MSS-1207
	8mm	MSS-1208
	10mm	MSS-1210
	12mm	MSS-1212
Ø 1.4	6mm	MSS-1406
	7mm	MSS-1407
	8mm	MSS-1408
	10mm	MSS-1410
	12mm	MSS-1412
Ø 1.5	6mm	MSS-1506
	7mm	MSS-1507
	8mm	MSS-1508
	10mm	MSS-1510
	12mm	MSS-1512
Ø 1.6	6mm	MSS-1606
	7mm	MSS-1607
	8mm	MSS-1608
	10mm	MSS-1610
	12mm	MSS-1612
	14mm	MSS-1614
16mm	MSS-1616	

## Orthodontic Screw Type4



Diameter	Length	REF
Ø 1.2	6mm	MS-1206
	7mm	MS-1207
	8mm	MS-1208
	10mm	MS-1210
	12mm	MS-1212
Ø 1.4	6mm	MS-1406
	7mm	MS-1407
	8mm	MS-1408
	10mm	MS-1410
	12mm	MS-1412
Ø 1.5	6mm	MS-1506
	7mm	MS-1507
	8mm	MS-1508
	10mm	MS-1510
	12mm	MS-1512
Ø 1.6	6mm	MS-1606
	7mm	MS-1607
	8mm	MS-1608
	10mm	MS-1610
	12mm	MS-1612
	14mm	MS-1614
16mm	MS-1616	

## Orthodontic Screw Type5



Diameter	Length	REF
Ø 1.2	6mm	ATM-1206
	7mm	ATM-1207
	8mm	ATM-1208
	10mm	ATM-1210
	12mm	ATM-1212
Ø 1.4	6mm	ATM-1406
	7mm	ATM-1407
	8mm	ATM-1408
	10mm	ATM-1410
	12mm	ATM-1412
Ø 1.5	6mm	ATM-1506
	7mm	ATM-1507
	8mm	ATM-1508
	10mm	ATM-1510
	12mm	ATM-1512
Ø 1.6	6mm	ATM-1606
	7mm	ATM-1607
	8mm	ATM-1608
	10mm	ATM-1610
	12mm	ATM-1612
	14mm	ATM-1614
16mm	ATM-1616	

# Orthodontic Screw KIT

Consists of five items  
Ø1.2 Drill, Mini Handle, H.P. Driver, Universal Driver and Shaft



**H.P. Driver**

REF  
MS-0102

**Mini Handle**

REF  
MS-0104

**Drill**

REF  
KTD 121

**Shaft**

REF  
MS-0106

**Universal Driver**

REF  
MS-0107